

vtech[®]

User's Manual

Little Friendlies Sing-Along Spinning Wheel



© 2015 VTech
Printed in China
91-002986-002 (R)

VTech understands that a child's needs and abilities change as they grow and with that in mind we develop our toys to teach and entertain at just the right level...

vtech Baby

Toys that will stimulate their interest in different textures, sounds and colours

I am...

...responding to colours, sounds and textures

...understanding cause and effect

...learning to touch, reach, grasp, sit-up, crawl and toddle

Birth-36 months



Pre-School

Interactive toys to develop their imagination and encourage language development

I want...

...to get ready for school by starting to learn the alphabet and counting

...my learning to be as fun, easy and exciting as can be

...to show my creativity with drawing and music so my whole brain develops

3-6 years



Electronic Learning Computers

Cool, aspirational and inspiring computers for curriculum related learning

I need...

...challenging activities that can keep pace with my growing mind

...intelligent technology that adapts to my level of learning

...National Curriculum based content to support what I'm learning at school

4-10 years



To learn more about this and other VTech® products, visit www.vtechuk.com

INTRODUCTION


Thank you for purchasing the **VTech® Little Friendlies Sing-Along Spinning Wheel** learning toy!

Spin the **Little Friendlies Sing-Along Spinning Wheel** to activate fun sounds and music. Press the animal buttons to learn about animals, colours and numbers and hear playful songs and melodies.

ON/OFF/VOLUME
CONTROL SWITCH

SPINNING WHEEL

3 ANIMAL
BUTTONS

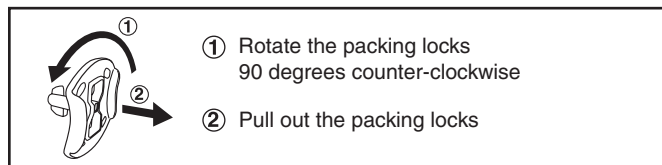


INCLUDED IN THIS PACKAGE

- One VTech® Little Friendlies Sing-Along Spinning Wheel
- One user's manual

WARNING: All packing materials, such as tape, plastic sheets, packaging locks and tags are not part of this toy, and should be discarded for your child's safety.

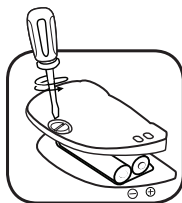
NOTE: Please keep user's manual as it contains important information.



GETTING STARTED

BATTERY INSTALLATION

1. Make sure the unit is turned **OFF**.
2. Locate the battery cover on the back of the unit. Use a coin or a screwdriver to loosen the screw.
3. Install 2 new AAA (AM-4/LR03) batteries following the diagram inside the battery box. (The use of new alkaline batteries is recommended for maximum performance.)
4. Replace the battery cover and tighten the screw to secure.





BATTERY NOTICE

- Use new alkaline batteries for maximum performance.
- Use only batteries of the same or equivalent type as recommended.
- Do not mix different types of batteries: alkaline, standard (carbon-zinc) or rechargeable (Ni-Cd, Ni-MH), or new and used batteries.
- Do not use damaged batteries.
- Insert batteries with the correct polarity.
- Do not short-circuit the battery terminals.
- Remove exhausted batteries from the toy.
- Remove batteries during long periods of non-use.
- Do not dispose of batteries in fire.
- Do not charge non-rechargeable batteries.
- Remove rechargeable batteries from the toy before charging (if removable).
- Rechargeable batteries are only to be charged under adult supervision.

PRODUCT FEATURES

1. ON/OFF/VOLUME CONTROL SWITCH

To turn the unit **ON**, slide the **ON/OFF/VOLUME CONTROL SWITCH** to the **LOW VOLUME** (🔊) or **HIGH VOLUME** (🔊🔊) position. To turn the unit **OFF**, slide the **ON/OFF/VOLUME CONTROL SWITCH** to the **OFF** (●) position.



2. SUCTION CUP

Attach the suction cup firmly to a smooth, flat surface. For better suction, we recommend wetting the suction cup. For your child's safety, please check to make sure the suction cup is securely fastened before allowing baby to play.

3. AUTOMATIC SHUT-OFF

To preserve battery life, the VTech® Little Friendlies Sing-Along Spinning Wheel will automatically power-down after approximately 50 seconds without input. The unit can be turned on again by pressing any button.

ACTIVITIES

1. Slide the **on/off/volume control switch** to turn the unit on. You will hear a short tune, a phrase and a playful song. The lights will flash with the sounds.



2. Press one of the **animal buttons** to learn animal names and sounds, colours, objects and fun animal songs. The lights will flash with the sounds.



3. Turn the **spinning wheel** to hear fun sounds and short tunes. When a melody is playing, spin the wheel to hear fun sounds and phrases play over the melodies. The lights will flash with the sounds.





MELODY LIST

1. Shoo Fly
2. The Entertainer
3. Bicycle Built for Two
4. Did You Ever See a Lassie?
5. Froggy Went a Courtin'
6. Teddy Bears' Picnic
7. Aiken Drum
8. Animal Fair
9. Polly Put the Kettle On
10. Alphabet Song

Sing-Along Song Lyrics

SONG 1

Spin the wheel,
How fast will it go?
Round and round and round they go.
The animals are enjoying their ride.

SONG 2

Whee, Whee, Whee, Whee!
Spinning, twirling, swirling free!

SONG 3

Hippity hoppity, my friend frog,
Bouncing and hopping all day long!

SONG 4

Brown bear, brown bear,
Likes to ride round and round on the ferris wheel!

SONG 5

Birdie, birdie in the sky,
Flapping and chirping and soaring high!



CARE & MAINTENANCE

1. Keep the unit clean by wiping it with a slightly damp cloth.
2. Keep the unit out of direct sunlight and away from any direct heat source.
3. Remove the batteries when the unit will not be in use for an extended period of time.
4. Do not drop the unit on hard surfaces and do not expose the unit to moisture or water.

TROUBLESHOOTING

If for some reason the program/activity stops working or malfunctions, please follow these steps:

1. Please turn the unit **OFF**.
2. Interrupt the power supply by removing the batteries.
3. Let the unit stand for a few minutes, then replace the batteries.
4. Turn the unit **ON**. The unit should now be ready to play again.
5. If the product still does not work, replace with an entire set of new batteries.

If the problem persists, please call our Consumer Services Department on 01235 546810 (from UK) or +44 1235 546810 (outside UK) and a service representative will be happy to help you.

IMPORTANT NOTE:

Creating and developing **VTech®** products is accompanied by a responsibility that we take very seriously. We make every effort to ensure the accuracy of the information which forms the value of our products. However, errors sometimes can occur. It is important for you to know that we stand behind our products and encourage you to call our Consumer Services Department on 01235 546810 (from UK) or +44 1235 546810 (outside UK) with any problems and/or suggestions that you might have. A service representative will be happy to help you.



Other Information



PRODUCT WARRANTY



Thank you for choosing this quality product from VTech. We hope it will bring many hours of entertainment, imaginative play and learning.

1. The product detailed above is covered by a one year warranty from the date of purchase, against any defects in materials or workmanship.
2. The product may be returned to the place of purchase. Alternatively the product can be returned to VTech Electronics Europe plc (see address below), with proof of purchase, without proof of purchase no replacement will be provided.
3. VTech Electronics Europe plc will examine the product and if it is found to be defective due to faulty materials or workmanship, will replace the product at their discretion.
4. If the product covered by this warranty is damaged due to misuse, modification or unauthorised repair, or because of faulty batteries, battery discharge or incorrect electrical connections, then this warranty becomes void.
5. This warranty is personal to the original purchaser and is not transferable.
6. Breakages to the LCD screen are not covered by the warranty.
7. Returns to VTech Electronics Europe plc should include a cheque or postal order for £1.50 towards the cost of return postage and packaging.
8. Products returned to VTech Electronics Europe plc, should be addressed as follows and packed carefully to avoid damage in transit (Please do not include batteries or adaptor).
Please include details of the fault together with your name and address.

VTech Electronics Europe plc, c/o Tablogix Limited, 200 Milton Park, Abingdon, Oxon OX14 4TA

THIS WARRANTY IS OFFERED AS AN EXTRA BENEFIT AND DOES NOT AFFECT CONSUMERS' STATUTORY RIGHTS.

This warranty is valid for the UK and Eire only. For products purchased outside the UK and Eire, please contact your local distributor or place of purchase.